



Especially designed for difficult operating conditions like vibrations or rapid pressure changes. Suitable for use in systems with low viscosity that do not attack copper alloys such as cooling systems.
Manufactured according to EN 837-1 standards.

STANDARD PARAMETERS

- Design: EN 837-1
- Closing: Sealed ring
- Mounting: See attached diagram **A**, **B**, **C** or **D**
- Threaded connection: **Ø63**: ¼" BSP; **Ø80**: ⅜" BSP; **Ø100**: ½" BSP (UNE-EN ISO 228-1)
- IP protection: IP65 (EN 60529 / IEC 529)
- Accuracy: Class 1.6
- Pressure limits:
 - $P \leq 10$ bar: 125%
 - $10 < P \leq 160$ bar: 110%
 - $P > 160$ bar: 105%
- Temperature limits:
 - Environment: -20+50°C
 - Fluid: 100°C
- Range: -1...0...1000 Bar
- Scale: Bar/Psi, Bar or cmHg
- Subdivision: According to standard EN 837-1
- Antivibration fluid: Glycerine 99.8%
- Sensor: Bourdon tube (<60 Bar: "C" form; >60 Bar: helical)
- Overtemperature relief system: Upper plug

MATERIALS

- Case: AISI 304 Stainless steel
- Bourdon tube and moving parts: AISI 316 Stainless steel
- Threaded connection: AISI 316 Stainless steel
- Display: Polycarbonate
- Dial: White laquered aluminum
- Pointer: Black laquered aluminum
- Welding: TIG Welding
- Overtemperature relief plug: Neoprene

Application:

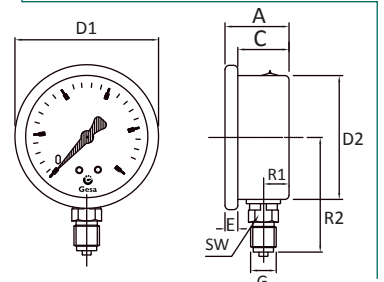
- Ship supplies
- Irrigation systems
- Air conditioning
- Food industry
- Pneumatics
- Hydraulics

DIMENSIONS (mm)

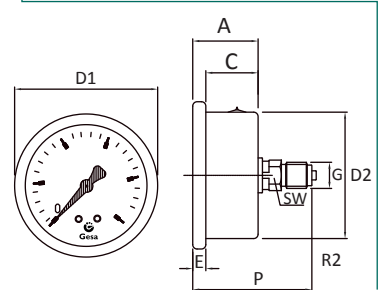
WEIGHT (g)

DN	Mounting	R1	A	C	D1	E	D2	G	R2	SW	P	B1	B2	B3	WEIGHT (g)
Ø63	A/B	10	29	23	68	6	61	¼ BSP	56	14	-	86	80	3,5	188
Ø63	C/D	-	29	23	68	7	61	¼ BSP	-	14	58	86	80	3,5	184
Ø80	A/B	10	30	22	88	8	80	⅜ BSP	60	17	-	112	104	5	335
Ø80	C/D	-	30	22	88	8	80	⅜ BSP	-	17	61	112	104	5	299
Ø100	A/B	16	37	29	109	8	99	½" BSP	83	21	-	132	124	5	550
Ø100	C/D	-	37	29	109	8	99	½" BSP	-	21	77	132	124	5	547

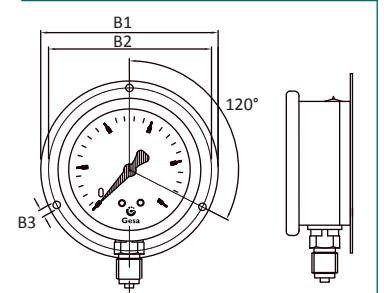
A Bottom



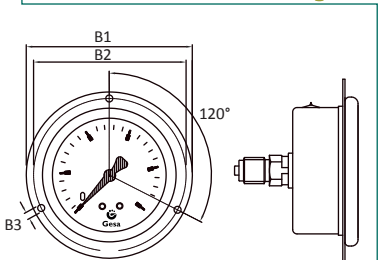
C Back



B Bottom with back flange



D Back with frontal flange



How to order

1. Case diameter

Ø63 Ø80 Ø100

2. Pressure range (Bar)

-1+0 -1+1.5 -1+5 -1+12 -1+24 0+1 0+2.5 0+6 0+16 0+40 0+100 0+250 0+400 0+1000
 -1+0.5 -1+3 -1+9 -1+15 0+0.6 0+1.6 0+4 0+10 0+25 0+60 0+160 0+315 0+600 -76+0

3. Pressure scale

Bar Bar/Psi cmHg

4. Mounting

A **B** **C** **D**

5. Threaded connection

¼" BSP ½" BSP ¾" BSP
 ¼" BSPT ½" BSPT ¾" BSPT
 ¼" SAE 7/16" SAE

6. Connection material

AISI 316 Stainless steel

7. Antivibration fluid

Glycerine 99.8%

8. Calibration certificate traceable to ENAC

7 Points Certificate
Without certificate

M0305 -

1	2	3	4	5	6	7	8
---	---	---	---	---	---	---	---

www.termometros.com

Order it online!

+34 94 676 63 64

info@termometros.com

